

卫生止回阀
Sanitary Check valve



ENLARGE
Engineering

ENLARGE ENGINEERING CO.,LTD
134/65 Moo 2, Ban Chang Subdistrict, Ban Chang District, Rayong
Province ,21130 Thailand

国家高新技术企业 浙江省著名商标
www.cndonjoy.com



东正一直致力于重大技术进步，是您值得信赖的事业伙伴！
Donjoy committing to major technological advances, is your reliable business partner!

0.1	自控调节阀+控制器 Automatic control regulating valve + Control head
0.2	生物制药隔膜阀 Biopharmaceutical diaphragm valve
0.3	高洁净泵 High purity pumps
0.4	防混蝶阀+蝶阀 Mixing proof butterfly valve + Butterfly valve
0.5	球阀 Ball valve
0.6	截止换向阀+防混阀+罐底阀 Divert seat valve+ Mixing proof valve + Tank bottom valve
0.7	角座阀+截止阀 Angle seat valve+Globe valve
0.8	止回阀+恒压阀+安全阀+减压阀 Check valve+constant pressure valve+safety valve +air release valve
0.9	清洁技术+取样阀+视镜+照明技术 Clean technology+sample valve+sight glass +lighting technology
0.10	过滤器+人孔 Filter+man hole cover(manway)
0.11	卫生管件 Sanitary fittings ASME BPE DIN11851 B64825 SMS ISO 112F 3A



注意：
目录技术资料仅供设计参考，
设计更新和技术升级恕不另行通知！

不断革新的技术、日新月异的市场发展和客户需求是当今我们面临的最大挑战。面对这些挑战我们信心十足，因为东正高度专业化的产品和技术创新，是我们未来将以更高、更优的产品来满足不断增长的市场需求。

Technological innovation, rapid development of the market and customer needs are the greatest challenges facing us today. Facing with these challenges we are confident, because of highly professional products and technological innovation, we will meet the growing demand of market and customer with our better and better products.

法律声明：
目录样册版本属东正所有，如有抄袭东正将追究其法律责任和经济赔偿。
东正众多技术设计，都具有专利保护，如有抄袭，东正必将追究法律责任和经济赔偿。

止回阀 Check valve



应用 Applications

- ◆ 止回阀是一种阻止流体回流的阀门，保证流体流向唯一性。
- ◆ 它可用于保护液体回吸的损失，防止管道液击。
- ◆ 它应用到食品加工、饮料、酿酒、炼油、化妆品、制药和化学制品工业中。

- ◆ Check valve is a valve that prevents the fluid from flowing back and ensures to flow in only one direction.
- ◆ It can be used to prevent the flow loss from returning avoid pipe - hammering.

操作原理 Operating principle

- ◆ 当流体的压力大于弹簧的压力时，阀门打开。
当两种压力相当时，阀门关闭。
更强大的压差也可以使阀门关闭。
- ◆ The valve opens when the pressure of the fluid exceeds the pressure to spring, When the two pressures are equalised, the valve closes. A stronger counter -pressure also

设计和特点 Design and features

- ◆ 规格DN25/1"到DN100/4"
- ◆ 拆卸简单
- ◆ 小规格结构
- ◆ DIN11851连接(标准)
- ◆ Sizes DN25/1" to DN100/4"
- ◆ Easy disassemble
- ◆ Small - size construction
- ◆ DIN11851 connections (standard)



止回阀 Check valve

材质 Materials

- ◆外部构造和轴 AISI 316L/AISI 304
- ◆弹簧 AISI 301
- ◆垫圈 EPDM根据FDA 117.2600
- ◆表面处理 $Ra \leq 0.8 \mu m$
- ◆Casing / shaft AISI 316L/AISI 304
- ◆Spring AISI 301
- ◆EPDM Seal according to FDA 117.2600
- ◆Surface finishing $Ra \leq 0.8 \mu m$

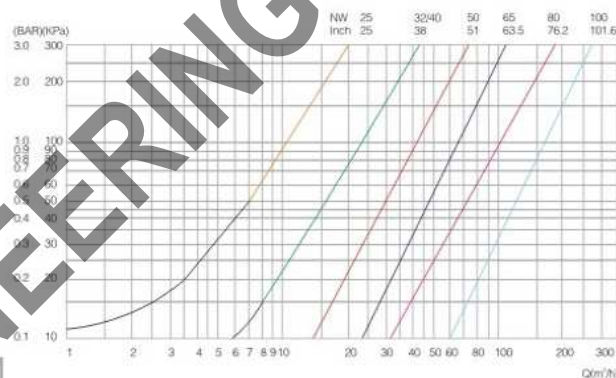
选项 Options

- ◆垫圈有NBR、FPM(氟橡胶)或PTFE, 所有都根据FDA117.2600
- ◆连接: 焊接、螺纹、卡箍
DIN, SMS, RJT, IDF, ISO, 3A
- ◆Seals in NBR, FPM(Viton) or PTFE, All of them according to FDA 117.2600
- ◆Connections: weld, thread, clamp

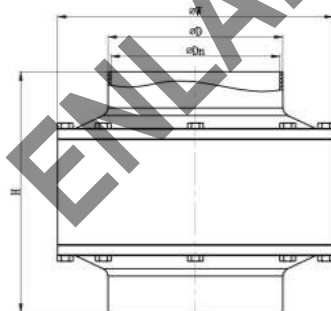
技术规范 Technical specifications

- ◆最大压力: 10bar
- ◆开启压力: 0.3bar (DN25)
0.2bar (DN32/40)
0.1bar (DN20/100)
- ◆工作温度: $-10^{\circ}C$ 到 $+120^{\circ}C$ (EPDM)
- ◆Max. Pressure 10 bar
- ◆Opening pressure: 0.3 bar (DN25)
0.2 bar (DN32/40)
0.1 bar (DN50/100)
- ◆Working temperature: $-10^{\circ}C$ to $+120^{\circ}C$ (EPDM)

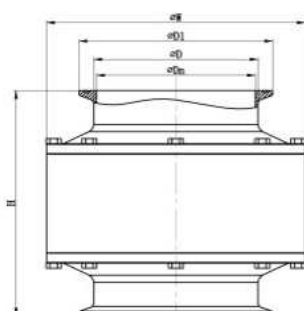
止回阀曲线图 Check valve curve



三片式止回阀 Three-piece check valve




NO. VZH300A1-2016



NO. VZH310A1-2016

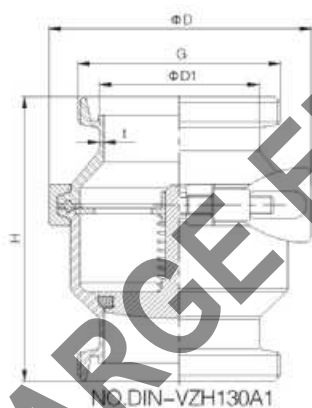
INCH					
SIZE	D	Dn	D1	W	H
5"	127	122.8	145	200	174
6"	152.4	146.8	167	227	188
8"	203.2	197.6	217	296	210
10"	254	247.2	268	366	208
DIN					
SIZE	D	Dn	D1	W	H
DN125	129	125	145	200	174
DN150	154	150	167	227	188
DN200	204	200	217	296	210
DN250	254	250	268	366	208

阀体卡箍连接式
Body clamp connection



螺纹式 Threaded

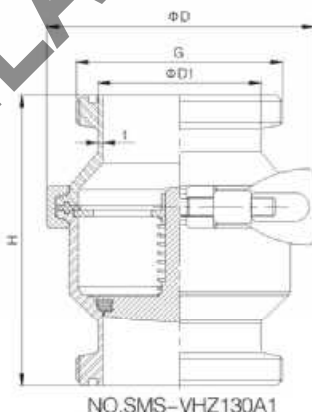
DIN



SIZE	H	D1		D	t	G(RD)
		1	2			
DN15	103	18	19	72	1.5	33.5 × 1/8
DN20	107	22	23	72	1.5	43.5 × 1/8
DN25	109	28	29	72	1.5	51.5 × 1/8
DN32	111	34	35	87	1.5	57.5 × 1/8
DN40	111	40	41	87	1.5	64.5 × 1/8
DN50	129	52	53	100	1.5	77.5 × 1/8
DN65	139	70	—	115	2.0	94.5 × 1/8
DN80	151	85	—	128	2.0	109.3 × 1/4
DN100	176	104	—	164	2.0	129.3 × 1/4

除"G"尺寸外，其余尺寸适用于RJT/ISO/IDF螺纹

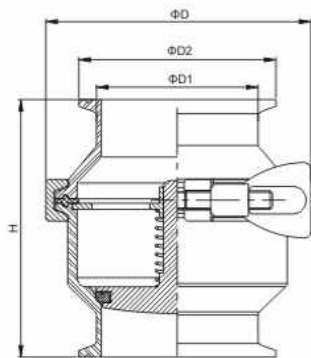
Addition to "G" size, the other sizes apply to RJT/ISO/IDF and other thread



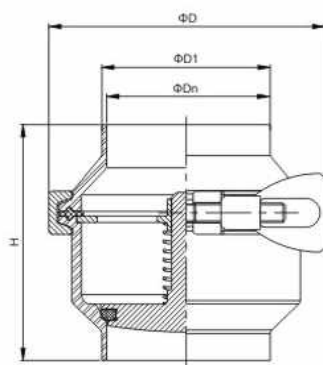
SMS

SIZE	H	D	D1	G(RD)
3/4"	107	72	19	35.5 × 1/8
1"	107	72	25.4	39.5 × 1/8
1 1/8"	107	87	31.8	47.5 × 1/8
1 1/2"	111	87	38.1	59.5 × 1/8
2"	127	100	50.8	69.5 × 1/8
2 1/2"	141	115	63.5	84.5 × 1/8
3"	151	128	76.2	97.3 × 1/8
3 1/2"	153	128	89	104.3 × 1/8
φ102小	173	164	101.6	124.3 × 1/4
φ102大	173	164	101.6	131.3 × 1/8

止回阀 Check valve



NO. VZH110A1



NO. VZH100A1

DIN				
SIZE	H	D1	D2	D
Dn10	95.5	12	34	72
DN15	95.5	18	34	72
DN20	95.5	22	34	72
DN25	95.5	28	50.5	72
DN32	97.5	34	50.5	87
DN40	97.5	40	50.5	87
DN50	113.5	52	64	100
DN65	119.5	70	91	115
DN80	127.5	85	106	128
DN100	152.6	104	119	164

INCH				
SIZE	H	D1	D2	D
1/2"	95.5	12.7	28.4	72
3/4"	95.5	19	25.4	72
1"	95.5	25.4	50.5	72
1 1/8"	97.5	31.8	50.5	87
1 1/2"	97.5	38.1	50.5	87
2"	113.5	50.8	64	100
2 1/2"	119.5	63.5	91.5	115
3"	127.5	76.2	91	128
3 1/2"	127.5	89	106	128
4"	152.6	101.6	119	164

DIN				
SIZE	H	D1	D	Dn
Dn10	70	12	72	9
DN15	70	18	72	15
DN20	70	22	72	19
DN25	70	28	72	25
DN32	72	34	87	31
DN40	72	40	87	37
DN50	88	52	100	49
DN65	94	70	115	66
DN80	102	85	128	81
DN100	121	104	164	101

INCH				
SIZE	H	D1	D	Dn
1/2"	70	12.7	72	9.7
3/4"	70	19	72	16
1"	70	25.4	72	22.4
1 1/8"	72	31.8	87	28.8
1 1/2"	72	38.1	87	35.1
2"	88	50.8	100	47.8
2 1/2"	94	63.5	115	59.5
3"	102	76.2	128	72.2
3 1/2"	102	89	128	85
4"	121	101.6	164	97.6





止回阀 Check valve

DONJOY创新设计
发明专利 实用新型专利 外观专利
DONJOY innovative design
Invention patent, Utility model patent,
Design patent



DONJOY在2015年对止回阀进行了全面的技术更新升级，升级后止回阀死角更小，流阻更小，阀芯密封全PTFE。满足于自动焊接，技术符合ASME BPE, 3-A-6800, EHEDG高洁净技术要求。

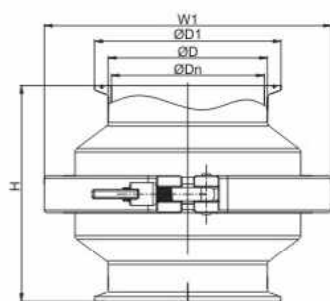
- ◆SIZE: 1/2"-4", DN10-DN100
- ◆材质: 304/316L
- ◆压力: 10bar
- ◆开启压力: 0.02bar
- ◆负压力: -0.9bar
- ◆温度: -30℃到130℃ (150℃可选)
- ◆阀体结构: 螺母式、卡箍、法兰
- ◆接口: 焊接、卡箍、螺纹、法兰等各种特殊接口

- ◆Size : 1/2" -4" DN10-DN100
- ◆Material : SS304/SS316L
- ◆Pressure : 10 bar
- ◆Opening pressure : 0.02 bar
- ◆Negative pressure : -0.9 bar
- ◆Temperature : -30 C to 130C (150C)
- ◆valve body structure: thread type , clamp type , flanged type
- ◆connect: weld, clamp, thread, flanged ,etc.

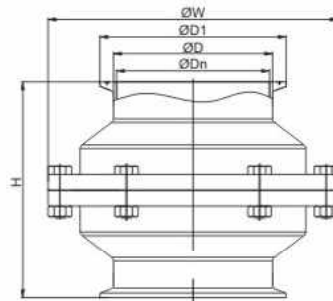


donjoy checked all the technology updates in 2015 , after upgraded , dead of check valve become less, flow resistance is smaller, all-valve seal PTFE, meet the automatic welding technology ,accord with ASME BPE, 3-A-6800 , EHEDG high clean technical requirements.

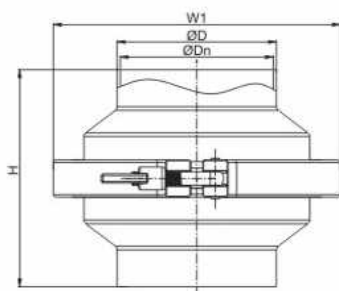




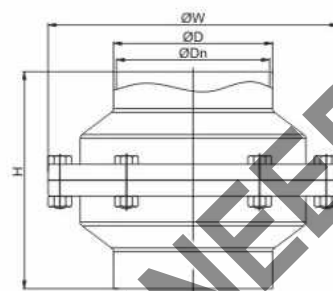
NO. VZH110A1-2016
卡箍式
Clamp-type



NO. VZH310A1-2016
法兰式
Flange Type



NO. VZH100A1-2016
卡箍式
Clamp-type



NO. VZH300A1-2016
法兰式
Flange Type

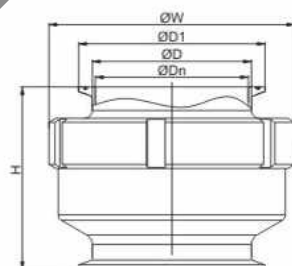
INCH

SIZE	D	Dn	D1	W	H	w1
1"	25.4	22.4	50.5	84	100.3	75
1.5"	38.1	35.1	50.5	96	100.3	89
2"	50.8	47.8	64	112	110.3	102
2.5"	63.5	59.5	77.5	140	130.3	130
3"	76.2	72.2	91	152	128.3	141
3.5"	89	85	106	170	138.3	170
4"	101.6	97.6	119	185	138.3	177
5"	127	122.8	145	230	164.3	-
6"	152.8	146.8	167	270	176.3	-
8"	203.2	197.6	217	348	194.3	-
10"	254	247.2	268.5	414	192.3	-

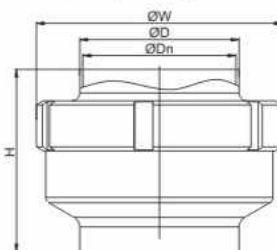
DIN

SIZE	D	Dn	D1	W	H	w1
DN25	28	25	50.5	84	100.3	75
DN40	40	37	50.5	96	100.3	89
DN50	52	49	64	112	110.3	102
DN65	70	66	91	140	130.3	130
DN80	85	81	106	170	128.3	170
DN100	104	100	119	185	138.3	177
DN125	129	125	155	230	164.3	-
DN150	154	150	167	270	176.3	-
DN200	204	200	233.5	348	194.3	-
DN250	254	250	268	414	192.3	-

阀体中头螺母式 Nut-type check valve



NO. VZH210A1-2016
螺母式 Nut type



NO. VZH200A1-2016
螺母式 Nut type

INCH

SIZE	D	Dn	D1	W	H
1"	25.4	22.4	50.5	60	82
1.5"	38.1	35.1	50.5	70	84.5
2"	50.8	47.8	64	92	97
2.5"	63.5	59.5	77.5	110	117
3"	76.2	72.2	91	125	112.5
3.5"	89	85	106	118	113.5
4"	101.6	97.6	119	157	116.5

DIN

SIZE	D	Dn	D1	W	H
DN25	28	25	50.5	60	82
DN40	40	37	50.5	70	84.5
DN50	52	49	64	92	97
DN65	70	66	91	110	117
DN80	85	81	106	118	113.5
DN100	104	100	119	157	116.5





CHINA DONJOY TECHNOLOGY CO.,LTD.

DONJOY looking forward to your visit! Your telecommunications!



中国·东正
科技有限公司

地址: 温州龙湾区空港新区港富路25号
总机: 0577-86990888
传真: 0577-86998000

Add : No.25 Gang fu Road,
kong gang new District,
Longwan Wenzhou,China
Tel: +86-577-86990888
Fax: +86-577-86998000
E-mail: donjoy@cndonjoy.com

www.cndonjoy.com

法律声明:

目录样册版本属东正所有, 如有抄袭东正将追究其法律责任和经济赔偿。
东正众多技术设计, 都具有专利保护, 如有抄袭, 东正必将追究法律责任和经济赔偿。